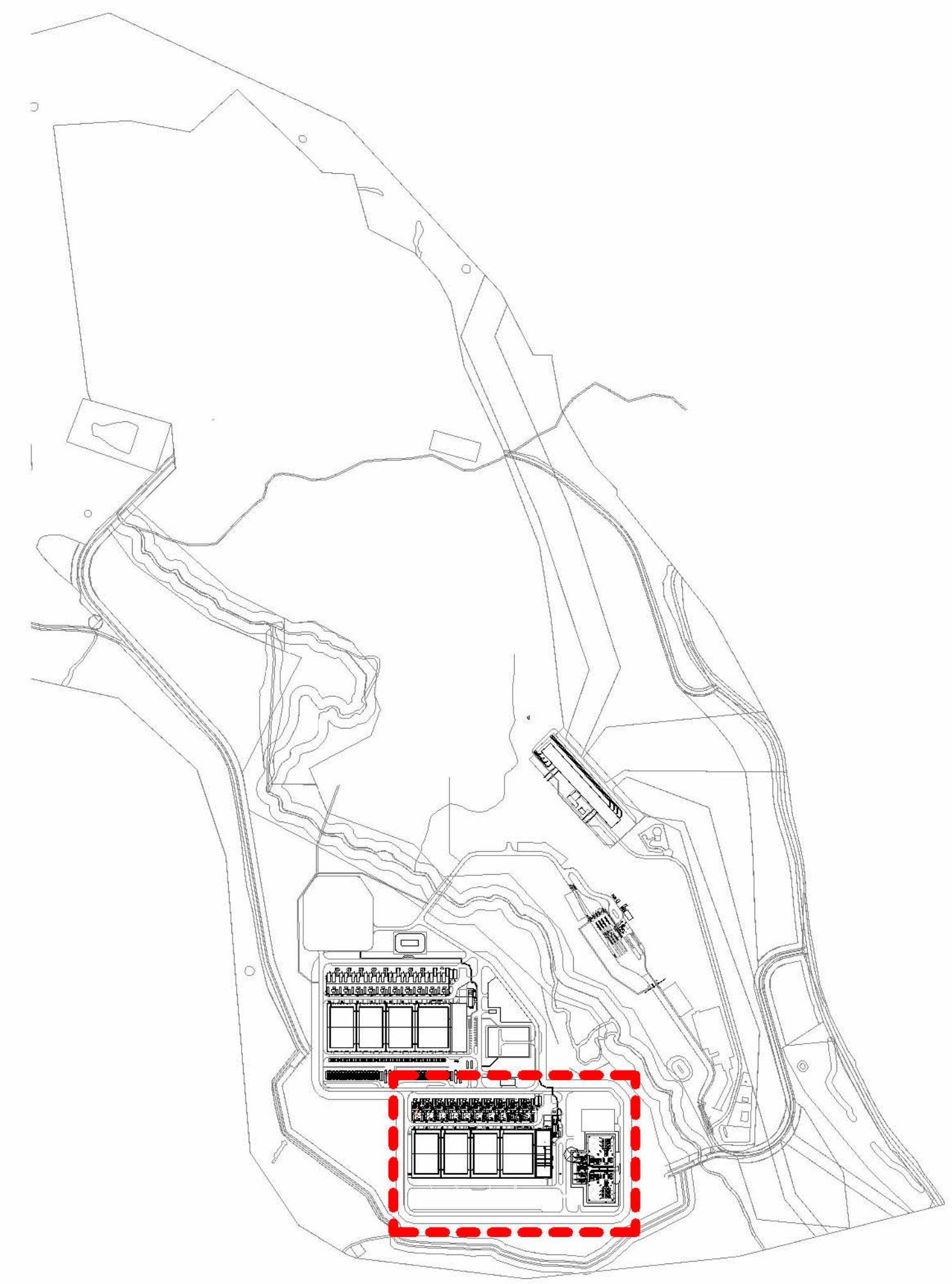
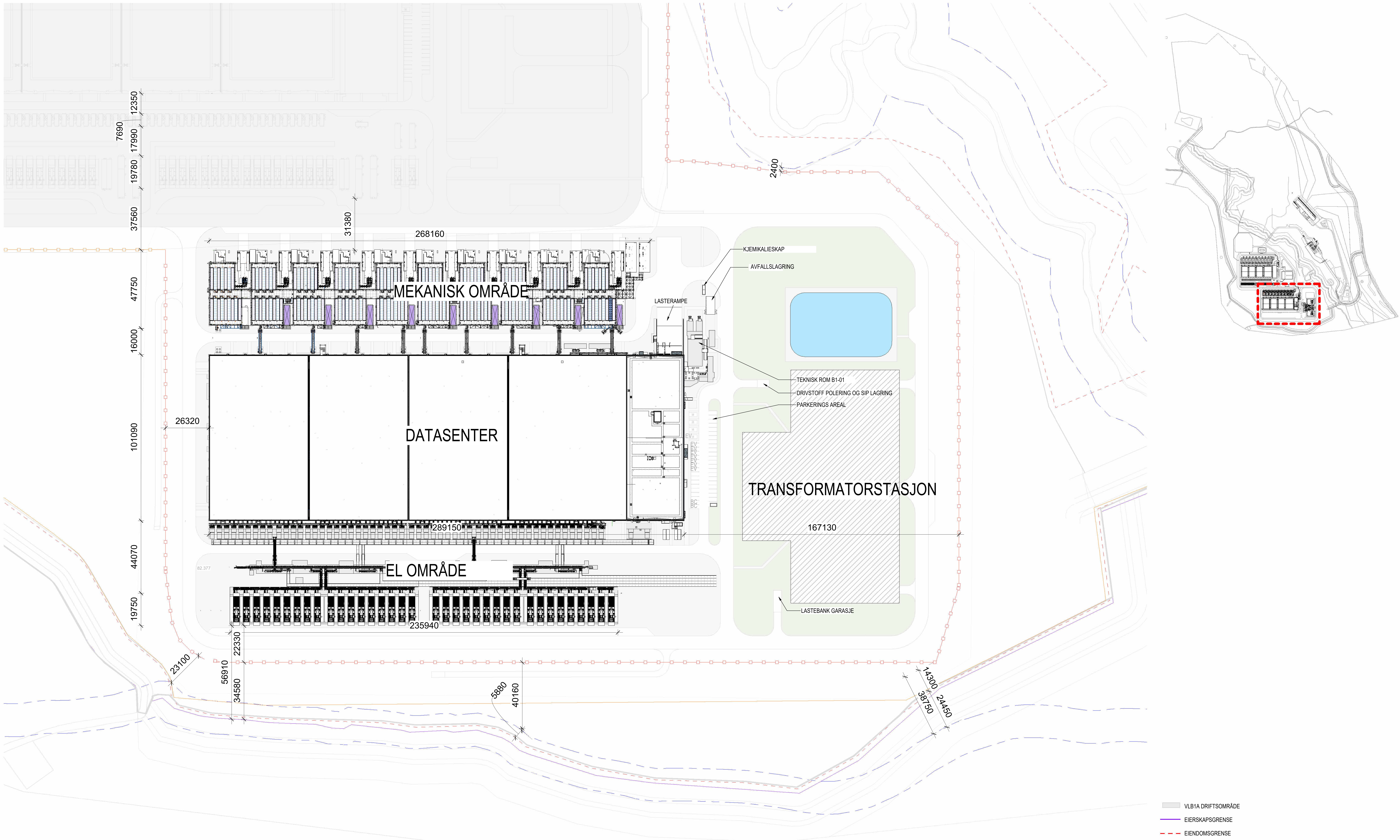


15/09/2025 15:26:33 Autodesk Docs://Project-VLB2-AVLB2A-SITE.rvt



SITUASJONSPLAN
1:750

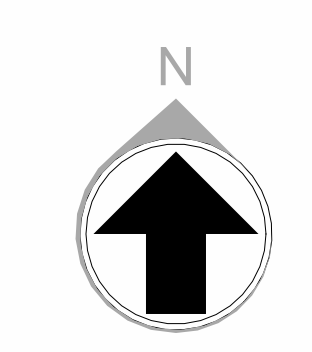
- VLB1A DRIFTSOMRÅDE
- EIERSKAPSGRENSE
- EIENDOMSGRENSE
- TOMTEGRENSEGJERDE
- NATURMILJØOMRÅDE ELVEBEKK
- 2.5 m HØYT SIKKERHETSGJERDE MED KLATRESIKRING

ARCHITECTURE:
SWECO
Eldon House
2-3 Eldon Street
London
EC2M 7LS
+44 (0) 20 3002 1210
e: www.sweco.co.uk

STRUCTURE:
SWECO
Eldon House
2-3 Eldon Street
London
EC2M 7LS
+44 (0) 20 3002 1210
e: www.sweco.co.uk

MEP:
Black & White Engineering
69 Wilson Street
London, EC2A 2BB
United Kingdom
t: +44 207 683 7166
www.bw-engineering.com

**BYGG 2 - RAMMESØKNAD
(IKKE FOR BYGGING)
2025-06-06**



REVISJONER		
NO.	DATO	BESKRIVELSE
0.4	06/06/2025	PERMITTING ISSUE
2.0	29/08/2025	PERMITTING ISSUE

Drawn By: **AZ**
Approved By: **ML**
Design Team: **B&W**

VLB2A
WS COMPUTING AS
Prosjekt nr: 65213661

Situasjonsplan

Fag: **ARCH**
M: As indicated Format: **A0**

Tegnings nr: **BUILDING2-0.0-A-1001**

Revisjon: 2.0
Fase: Rammesøknad
Modell navn: BUILDING 2-SITE-ARCH.rvt
Native File Format: Revit v. 2025.4